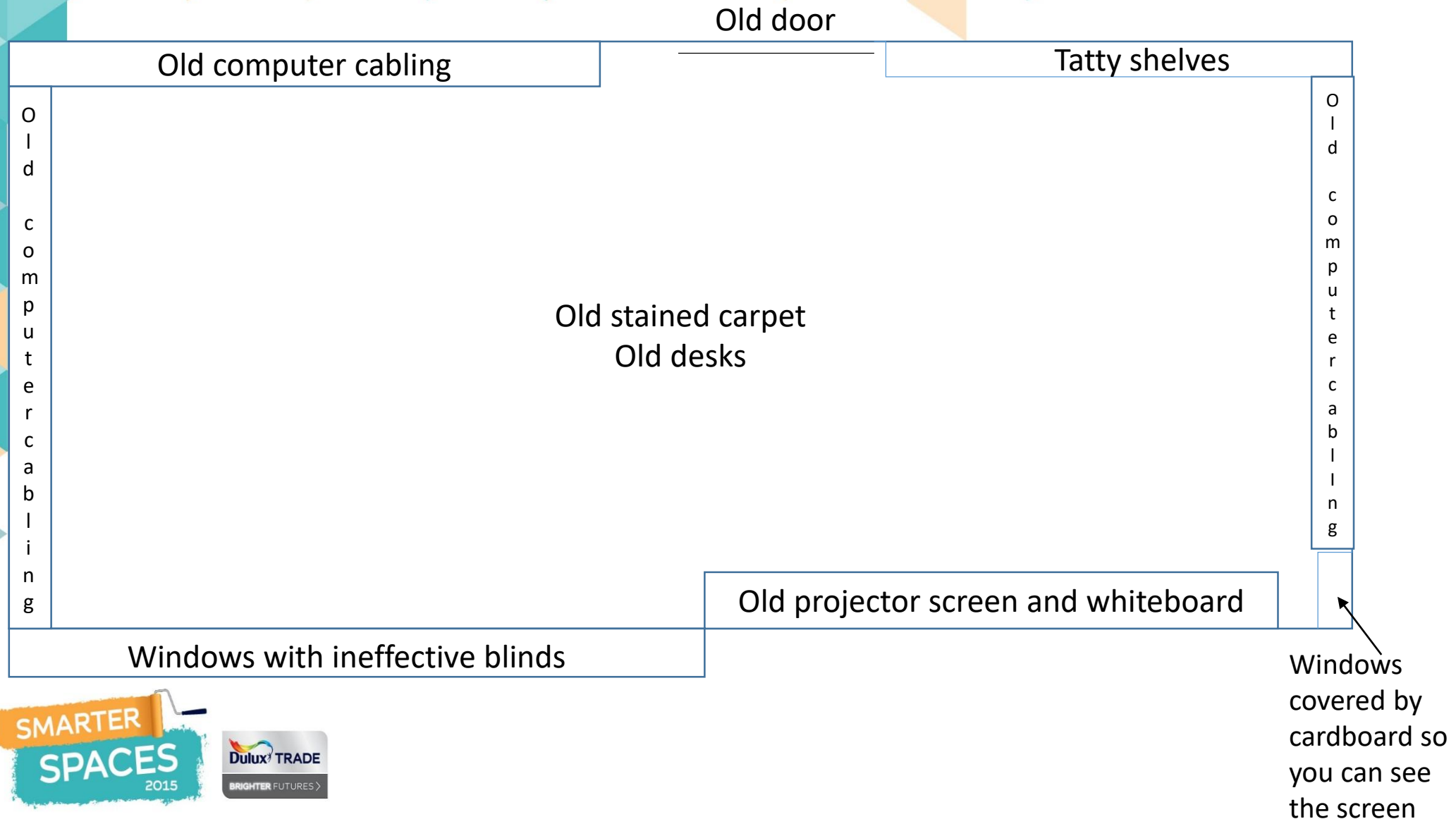


Smarter Spaces Project SSAT and Dulux

From an unpleasant place to a
Digital Work Space



Before: Transforming C14 into a Smarter Space



Cardboard to cover windows so the sun does not shine on the screen



Ineffective blinds



Old damaged door

Tatty old shelves





Ripped screen

Damaged and old sockets and cabling




Damaged lighting



Stained carpet

Old computer cabling



After: Transforming C14 into a Smarter Space

Colourful inviting door
Welcome/inspirational quote

Immersive wall paper

Resource pods to promote
independent learning

TV screen
for digital
display of
iPad work

Display
frames to
showcase
physical
work and QR
codes/
augmented
reality
images

ibeacons around the room to facilitate a literacy treasure hunt

White
boards
for group
work
brain
storming

Durable flooring which is easy to clean
Easy to move desks which can be arranged to suit any layout.
Colourful Comfortable chairs!

Mood lighting - LEDs, colour change

Green screen blind for student
presentations using green screen
technology e.g. Do ink

Short throw interactive projector with
digital pens

Blackout
blind

SMARTER
SPACES
2015

Dulux TRADE
BRIGHTER FUTURES >

[illegible]

Which space?

Our School was 100 years old in 2014 and although it is not always ideal it makes us quite a unique school, which we love very much! We use every space possible as creatively as we can but sometimes we need a little help with this! So when this opportunity arose for us we took time to think about the spaces in our school.

We spent some time with the children discussing which space we wanted to be our smarter space. We thought our classrooms were bright and colourful and showed all the learning we do!

We thought our small hall would be a great space!



Our Small Hall



**Floorplan
(not to
scale)**

Wall mounted TV

Length: 12.5m

Width: 6.0m

**Height: (to centre of ceiling as we have a
curved ceiling) 4.0m**

Windows

Door

Door

Windows



Our small hall is a multi use space which is currently used for some assemblies, yoga and some dance/PE lessons. Each class has a timetabled slot to use if they wish. It is also sometimes used by small groups for focus work and by toddlers on a Friday for the toddler group sessions.

Although it is used for lots of things we don't feel a lot of 'learning' happens there and it is not being used to its full potential! It needs an identity and a focus!





We asked the children what they thought about the hall as it is now. They said...

“Its old and boring”

“It’s the same colour all over”

“We don’t really do much in here”

“It has cracks in the ceiling”

“The tiles have funny holes”

“It’s a bit gloomy and dull”

“We don’t really use the things in here much”

Why does it need a makeover?

It was interesting that both the children didn't have much to say about the space as it is now which really does reflect the lack of identify it has and learning that currently takes place there.

But we all agreed the space needed to be....

A space to learn in

A space that we enjoy being in and want to be in

A space that gives us a purpose for our learning

A space that makes our school even better



Why does it need a makeover?

We are working on obtaining the Schools Arts mark award which gave us the idea for reinventing the space as a space to teach the arts! It would really give it its much needed identity and focus! At St Mildred's we have a creative curriculum and would like arts to feature more strongly as part of it. If we had a space for music, dance, drama and art that was more inspiring to use then we would be able to engage children much more in the arts, particularly children who may struggle in other areas of the curriculum.



How would you like it to look?

Launch Day! We had a special day to launch the project and all the children got involved in coming up with ideas and designing what they wanted the space to look like from paint colours to furniture, themed areas to things hanging from the ceiling!





How would you like it to look?

These were some of our favourite pictures that gave us ideas.




A group of children in a classroom are working on a project at a yellow table. They are using rulers, pencils, and paper. The background shows classroom decorations and other students working.



How would you like it to look?

Lots of us liked the colour blue for the paint. We would also like a mural on one wall.



How would you like it to look?

We would like the hall to have 3 areas: music art and drama.



How would you like it to look?

Meet our Arts Council who will be helping make decisions and meet with the designers!



Marley and Cressida from Joss Bay



Alice and Benji from Viking Bay



Annabelle and Emilio from Botany Bay



Annie and Ava from Minnis Bay



Heidi and Evie from Pegwell Bay




Ruby and Milly from Stone Bay

How would you like it to look?

Some of our favourite designs and ideas....


Wiggly furniture to divide the space up




Walls to draw our backgrounds on and to write our stories on



stars hanging from the ceiling




Seats with cushions and bean bags to sit on to listen to music



Places to put art supplies



A stage for drama and dance with curtains and lights



Footprints on the floor for dancing

How would you like it to look?

These are some of our favourite ideas for a mural on one of the walls...



We love rainbows and rainbow colours feature in a lot of our school things, including our vision and values.



We like these bright colours. The hall is so dull and boring so we want some brighter colours.




We like this piano design but could it have rainbow coloured keys?!

We want the mural to have things to do with the arts. We like the footprints, the paint splats, microphones, musical notes and giant paintbrushes and pencils.

Most of our classes like the colour blue as this is one of our school colours. Our other school colour is yellow. But which colours might be best to help us learn and be creative in our new arts space? The Arts council did some finding out...

We thought about colours and what they reminded us of or how they made us feel.



We did some research and found out some interesting things about colour!

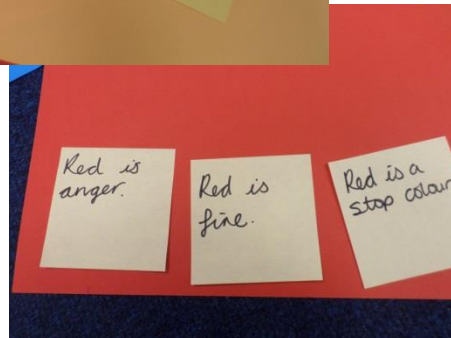
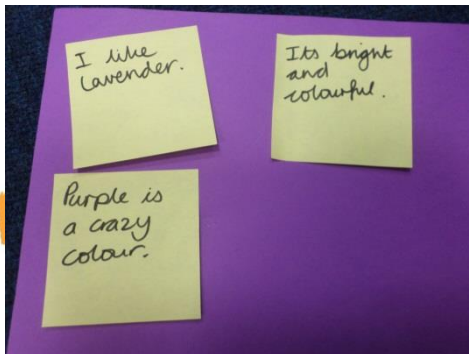

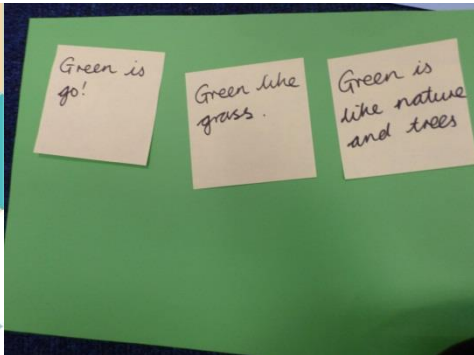
YELLOW IS THE COLOUR OF CREATIVITY AND HAPPINESS.

Green makes you feel calm.

YELLOW IS ALSO A COLOUR THAT HELPS YOU CONCENTRATE.

Blue makes you feel relaxed.

We thought these would make the best colours for the hall and for our learning!





How would you like it to look?

Here are some of our main ideas:

- 3 areas in the hall, one for art, music and drama and dance.
- A stage with curtains and a wall at the back to draw our backgrounds on.
- A wall to write story maps and pictures on
- An area for dressing up
- Mirrors on the walls
- Something hanging from the ceiling like stars.
- Seats to sit on when we listen to or play music
- A mural on one of the walls that is bright and colourful
- Somewhere to hang up our art work
- Use paint colours like blue, yellow and green.

How will it benefit you and your school?

We really feel that there will be numerous benefits to having this new Arts Space at our school and that the benefits will reach beyond the space itself!

- Each class will have timetabled slots to use the space which they can use as they wish to develop their topics, teach the arts or teach other subjects through the arts so all children will immediately benefit.
- There are children for whom the more academic subjects can be challenging and the arts could be a way through to these children and engage them. When children are engaged they develop confidence. This, of course, then filters through to all their other learning and impacts positively on their English and Maths work.
- We can look for opportunities to teach Maths and English in a cross curricular way in an arts environment. This would give teachers a way to think more creatively about their teaching of these subjects.
- A lot of our PPA activities revolve around arts activities and this would give us a fantastic space to do that in too.
- We could use it to launch and run some new after school clubs in arts areas such as a drama club or art club. We have a choir and they would have a great space to rehearse. Again having clubs gives us another way to engage pupils and is also a ways of encouraging children who have issues around attendance .



How will it benefit you and your school?

- A lot of our PPA activities revolve around arts activities and this would give us a fantastic space to do that in.
- We can use it to launch and run some new after school clubs in arts areas such as a drama club or art club. We have a choir and they would have a great space to rehearse. Again having clubs gives us another way to engage pupils and is also a ways of encouraging children who have issues around attendance .
- Our Toddler club will be rehomed in a new space with new furniture but we will also be able to use the new Arts Space to have Toddler messy play sessions.
- After school club will also be able to use this space to have some of their sessions in.

The ultimate benefit to all of this is the impact on learning. Having the right learning environment is key to supporting this and this new space will certainly give us that.



How can we show the impact?

Our results will give us evidence of impact, particularly when we look at children with SEN, FSM or those who have made slower progress.

Wellbeing and involvement screening and data (Ferre Laevers work) will measure children's wellbeing and engagement.

Attendance data will also show impact as attendance will have improved as a result.

Pupil voice questionnaires will show how the children feel about the space

Planning will show that the space is being used, how often and in what ways



Wider impact!

Even greater enthusiasm from both children and teachers in terms of teaching and learning!

Even greater pride in our school!!

Parental involvement in coming to see the space and the work that is happening there!

Sharing with the wider community what we have achieved through our website and the local newspapers

Helping us achieve the Artsmark award!

News of the project will increase our popularity in the community and parents requesting a place with us!



Are there any functional considerations for the space?

- Two walls have old and odd tiles that are made of a holed surface which may need plastering
 - There is a wall mounted TV which we use a lot and want to remain in the room but could be moved if needed (within the hall)
 - There are some large radiators in the room
 - Current lighting is strip lighting
 - The ceiling is arched which can make acoustics interesting!
 - Plug sockets are very limited!
 - All furniture in the hall can be moved or used!
-
- Here is a short video to help give a better sense of the space.



The Future.....

We are so excited about the project and our new learning space. We are really looking forward to the next stage when the designers come in and the build work is completed so that we can start using this new space!

